



UNIONE EUROPEA
Fondo sociale europeo



Regione
Lombardia



POR 2014-2020 / OPPORTUNITÀ E INCLUSIONE



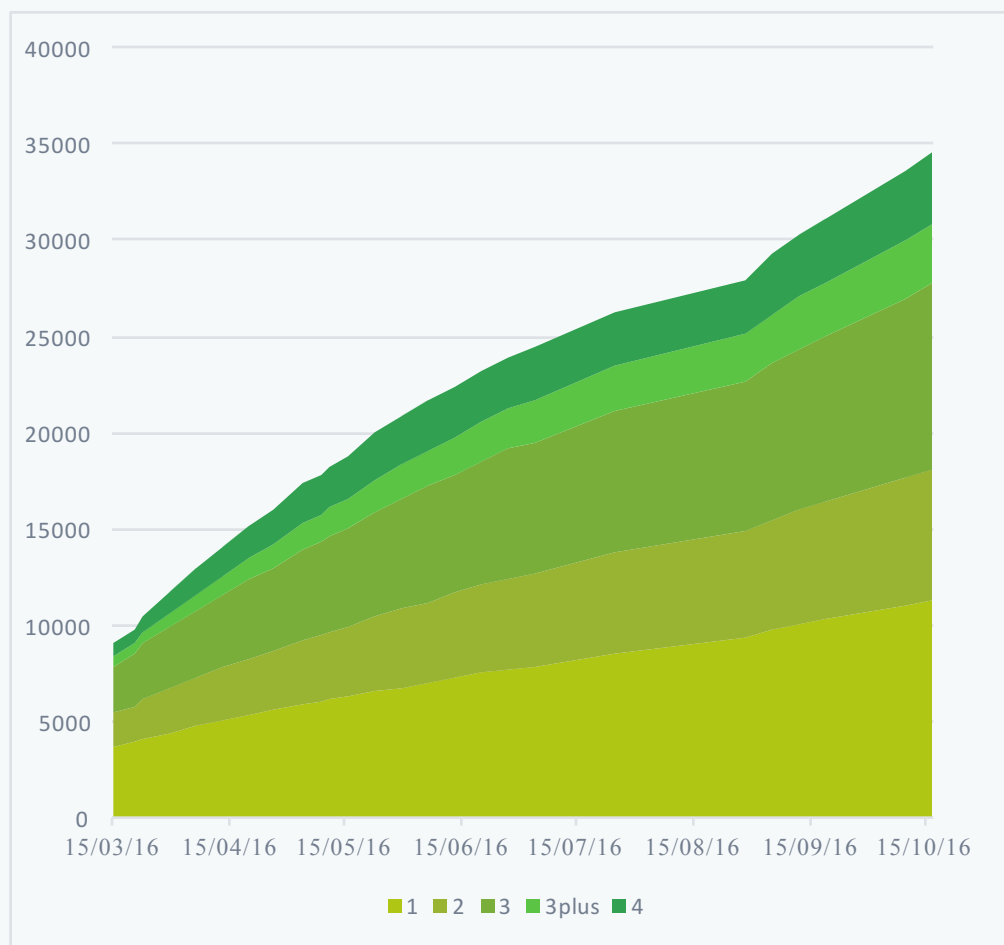
Dote Unica Lavoro Monitoraggio sintetico

17/10/2016

POR FSE 14-20



Andamento assegnazione doti per fascia



61%

TOTALE PRENOTATO 53.332.696,43 €

Importo prenotato su un finanziamento totale di 87.370.827,58 pari al 61,04 %

34.524

34.524

Doti prenotate

1.544,80

1.544,80 €

Valore medio della dote

213

213

Operatori accreditati coinvolti

Prenotato per fascia



UNIONE EUROPEA
Fondo sociale europeo



Regione
Lombardia



POR 2014-2020 / OPPORTUNITÀ E INCLUSIONE



13,82 %

FASCIA 1

8.706.448,23 €



15,15 %

FASCIA 2

9.542.360,25 €



36,22 %

FASCIA 3

22.817.013,00 €

65,18 %

Finanziamento totale

63.000.000,00

Ad oggi 41.831.415,66 €



60,68 %

FASCIA 3 PLUS

9.101.448,07 €

60,68 %

Finanziamento totale 15.000.000,00



42,95 %

FASCIA 4

3.165.426,88 €

42,95 %

Finanziamento totale 7.370.827,28

Budget di sostituzione: 2.000.000,00 , di cui 65.040,53 già consumati.



Destinatari per provincia



UNIONE EUROPEA
Fondo sociale europeo



Regione
Lombardia



POR 2014-2020 / OPPORTUNITÀ E INCLUSIONE

Provincia	Fascia 1	Fascia 2	Fascia 3	Fascia 3 Plus	Fascia 4	TOT	%
BG	720 €	608 €	1.218 €	393 €	158 €	3.097 €	9,0%
BS	1.032 €	738 €	997 €	452 €	161 €	3.380 €	9,8%
CO	528 €	325 €	451 €	59 €	150 €	1.513 €	4,4%
CR	294 €	166 €	257 €	10 €	7 €	734 €	2,1%
LC	436 €	266 €	201 €	26 €	50 €	979 €	2,8%
LO	205 €	124 €	217 €	41 €	34 €	621 €	1,8%
MB	1.097 €	557 €	874 €	270 €	1.046 €	3.844 €	11,1%
MI	5.049 €	2.947 €	3.647 €	1.146 €	1.807 €	14.596 €	42,3%
MN	454 €	282 €	502 €	85 €	99 €	1.422 €	4,1%
PV	470 €	201 €	312 €	400 €	51 €	1.434 €	4,2%
SO	40 €	51 €	115 €	31 €	41 €	278 €	0,8%
VA	1.018 €	524 €	794 €	191 €	96 €	2.623 €	7,6%
Totale complessivo	11.343 €	6.792 €	9.585 €	3.104 €	3.700 €	34.524 €	100,0%



Regione
Lombardia

Destinatari per fascia



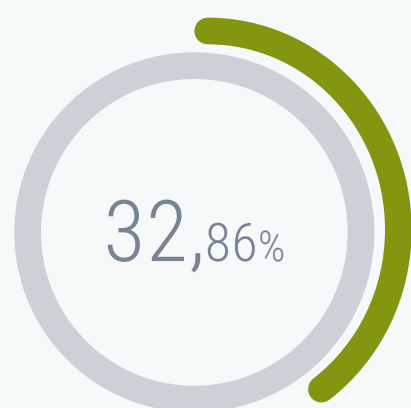
UNIONE EUROPEA
Fondo sociale europeo



Regione
Lombardia



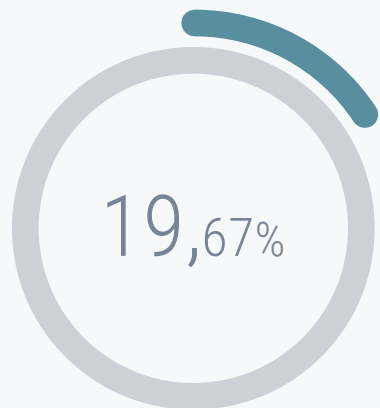
POR 2014-2020 / OPPORTUNITÀ E INCLUSIONE



 **11.343**
FASCIA 1

 **5.281 (46%)**
FEMMINE

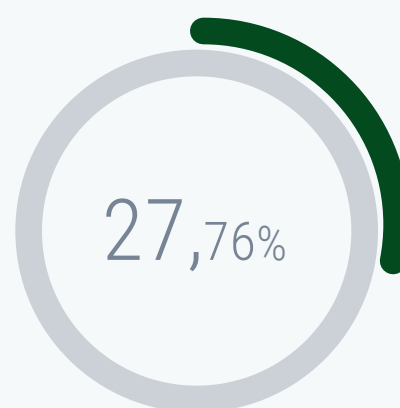
 **6.062(54%)**
MASCHI



 **6.792**
FASCIA 2

 **3.115 (46%)**
FEMMINE

 **3.677 (54%)**
MASCHI




 **9.585**
FASCIA 3

 **4.870 (51%)**
FEMMINE

 **4.715 (49%)**
MASCHI



 **3.104**
FASCIA 3PLUS

 **1.269 (41%)**
FEMMINE

 **1.835 (59%)**
MASCHI



 **3.700**
FASCIA 4

 **880 (24%)**
FEMMINE

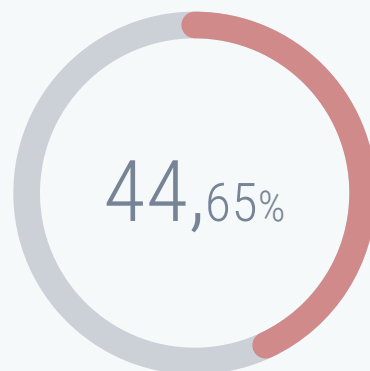
 **2.820 (76%)**
MASCHI



Destinatari per genere



19.109
MASCHI



15.415
FEMMINE



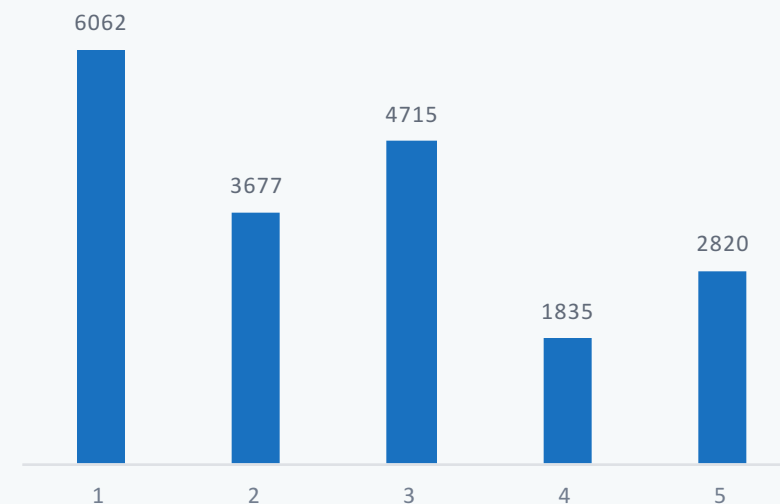
UNIONE EUROPEA
Fondo sociale europeo



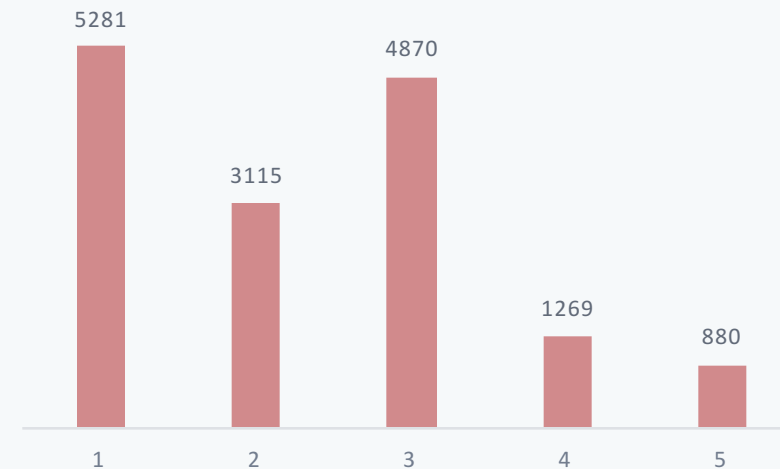
Regione
Lombardia



POR 2014-2020 / OPPORTUNITÀ E INCLUSIONE
MASCHI PER FASCIA



FEMMINE PER FASCIA




Regione
Lombardia



Destinatari per età



 **1.323**
Età 15-24


 **518 (39%)**
FEMMINE

 **805 (61%)**
MASCHI



 **7.172**
Età 25-34


 **3.242 (45%)**
FEMMINE

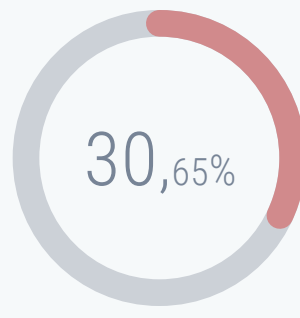
 **3.930 (55%)**
MASCHI



 **12.186**
Età 35-44

 **5.735 (47%)**
FEMMINE

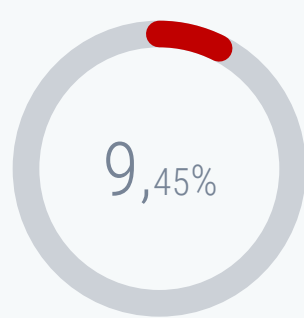
 **6.451 (53%)**
MASCHI



 **10.582**
Età 45-54

 **4.766 (45%)**
FEMMINE

 **5.816 (55%)**
MASCHI

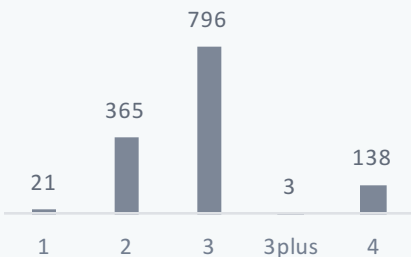


 **3.261**
Età >55

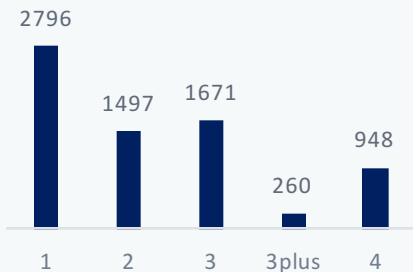
 **1.154 (35%)**
FEMMINE

 **2.107 (65%)**
MASCHI

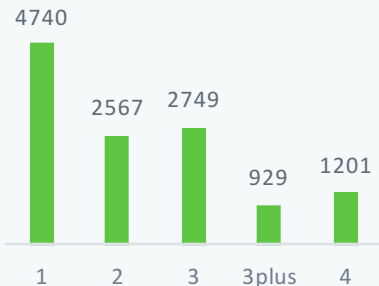
ETA' 15-24 PER FASCIA



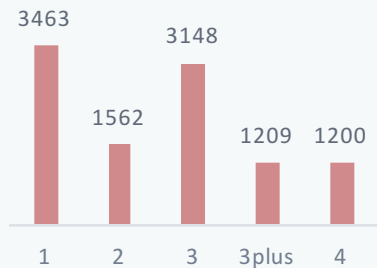
ETA' 25-34 - PER FASCIA



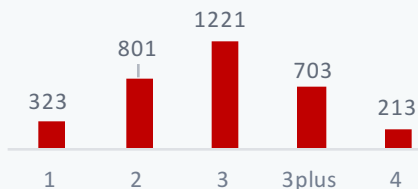
ETA' 35-44 PER FASCIA



ETA' 45-54 PER FASCIA



ETA' >55 PER FASCIA



Destinatari per condizione occupazionale



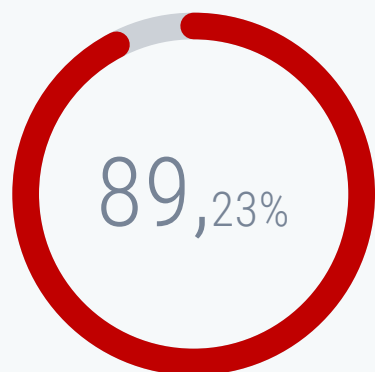
UNIONE EUROPEA
Fondo sociale europeo




Regione
Lombardia



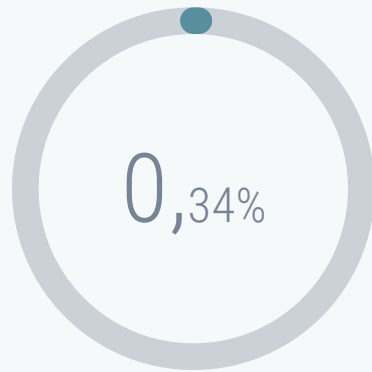
POR 2014-2020 / OPPORTUNITÀ E INCLUSIONE



 **30.806**
DISOCCUPATI

 **14.534 (47%)**
FEMMINE

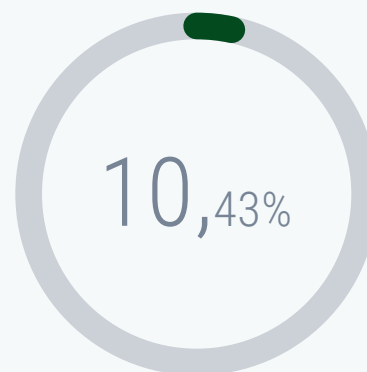
 **16.272 (53%)**
MASCHI



 **116**
NON OCCUPATI

 **80 (69%)**
FEMMINE

 **36 (31%)**
MASCHI

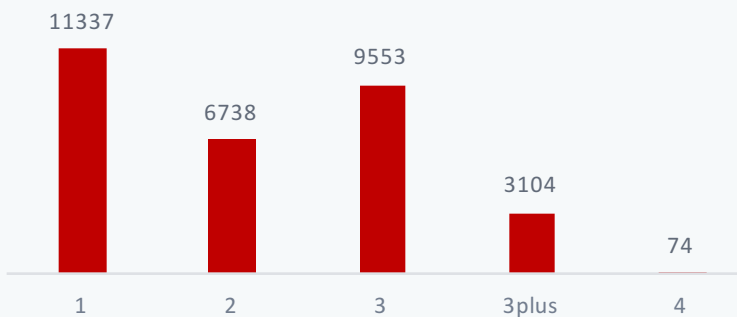


 **3.602**
OCCUPATI

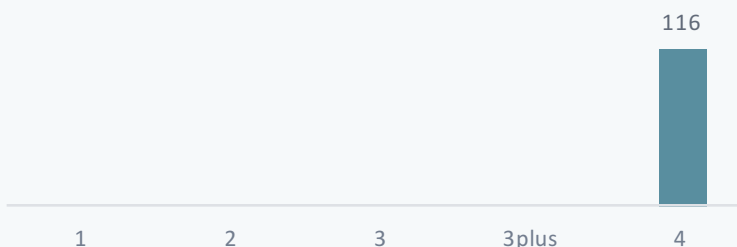
 **801 (22%)**
FEMMINE

 **2.801 (77%)**
MASCHI

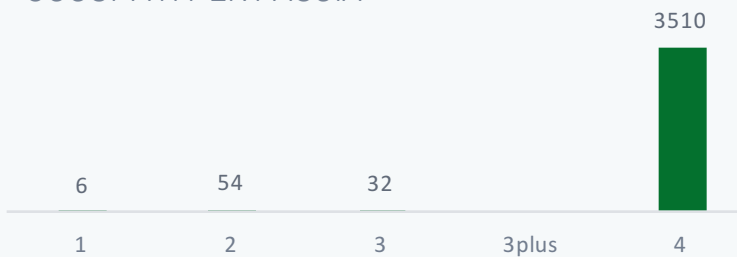
DISOCCUPATI PER FASCIA



NON OCCUPATI PER FASCIA



OCCUPATI PER FASCIA



Destinatari per titolo di studio



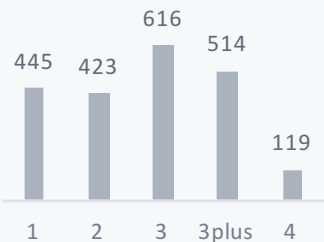
 **2.117**
ISCED 0-1

 **769 (36%)**
FEMMINE

 **1.348 (64%)**
MASCHI

Scuola primaria

ISCED 1 PER FASCIA



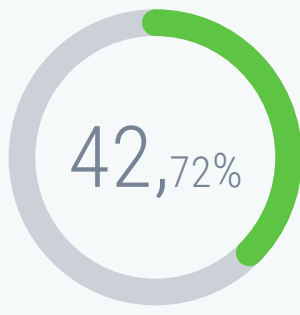
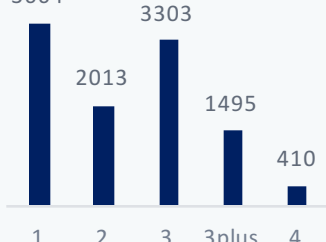
 **10.885**
ISCED 2

 **3.820 (35%)**
FEMMINE

 **7.065 (65%)**
MASCHI


Scuola secondaria
di primo grado

ISCED 2 PER FASCIA



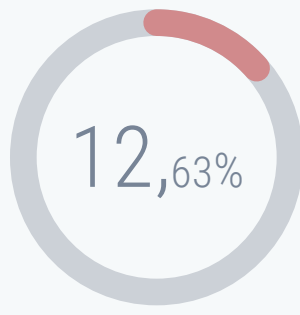
 **14.748**
ISCED 3

 **7.617 (52%)**
FEMMINE

 **7.131 (49%)**
MASCHI


Scuola secondaria
di secondo grado

ISCED 3 PER FASCIA



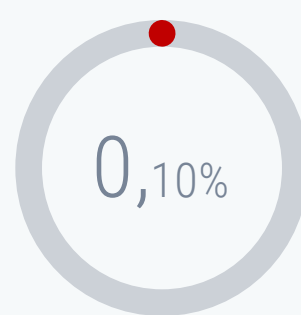
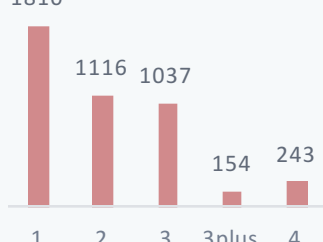
 **4.360**
ISCED 5

 **2.835 (65%)**
FEMMINE


 **1.525 (35%)**
MASCHI

Laurea
Laurea magistrale

ISCED 5 PER FASCIA



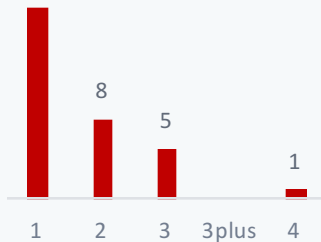
 **33**
ISCED 6


 **23 (70%)**
FEMMINE

 **10 (30%)**
MASCHI

Dottorato di ricerca

ISCED 6 PER FASCIA



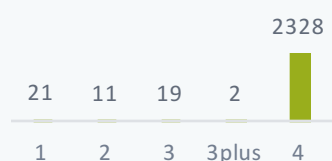
 **2.381**
ISCED ND

 **351 (15%)**
FEMMINE

 **2.030 (85%)**
MASCHI

Non specificato

ISCED ND PER FASCIA





Destinatari per Operatore



UNIONE EUROPEA
Fondo sociale europeo



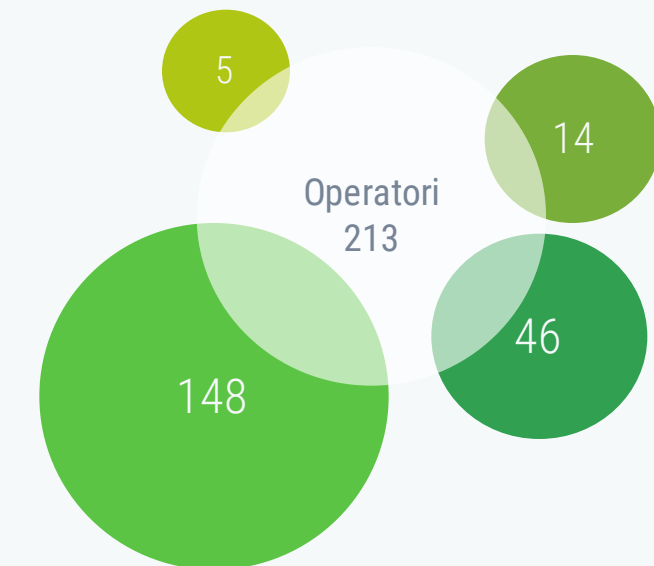
Regione
Lombardia



POR 2014-2020 / OPPORTUNITÀ E INCLUSIONE

OPERATORI TOP 10 PER IMPORTO PRENOTATO

Operatori	N. Doti	Prenotato	% SU TOT
APL	4.859	6.456.682,64 €	12,11%
APL	2.398	3.393.985,44 €	6,36%
APL	2.152	2.536.545,44 €	4,76%
APL	1.819	2.389.123,58 €	4,48%
APL	1.316	1.671.761,38 €	3,13%
AFOL	926	1.767.725,78 €	3,31%
AFOL	864	1.424.364,06 €	2,67%
AFOL	826	1.586.089,68 €	2,97%
ALTRO	808	1.430.665,40 €	2,68%
AFOL	685	1.337.878,42 €	2,51%



5 Operatori

>1.000 Doti



14 Operatori

Da 400 a 999 Doti



46 Operatori

Da 100 a 399 Doti



148 Operatori

< 100 Doti



Regione
Lombardia